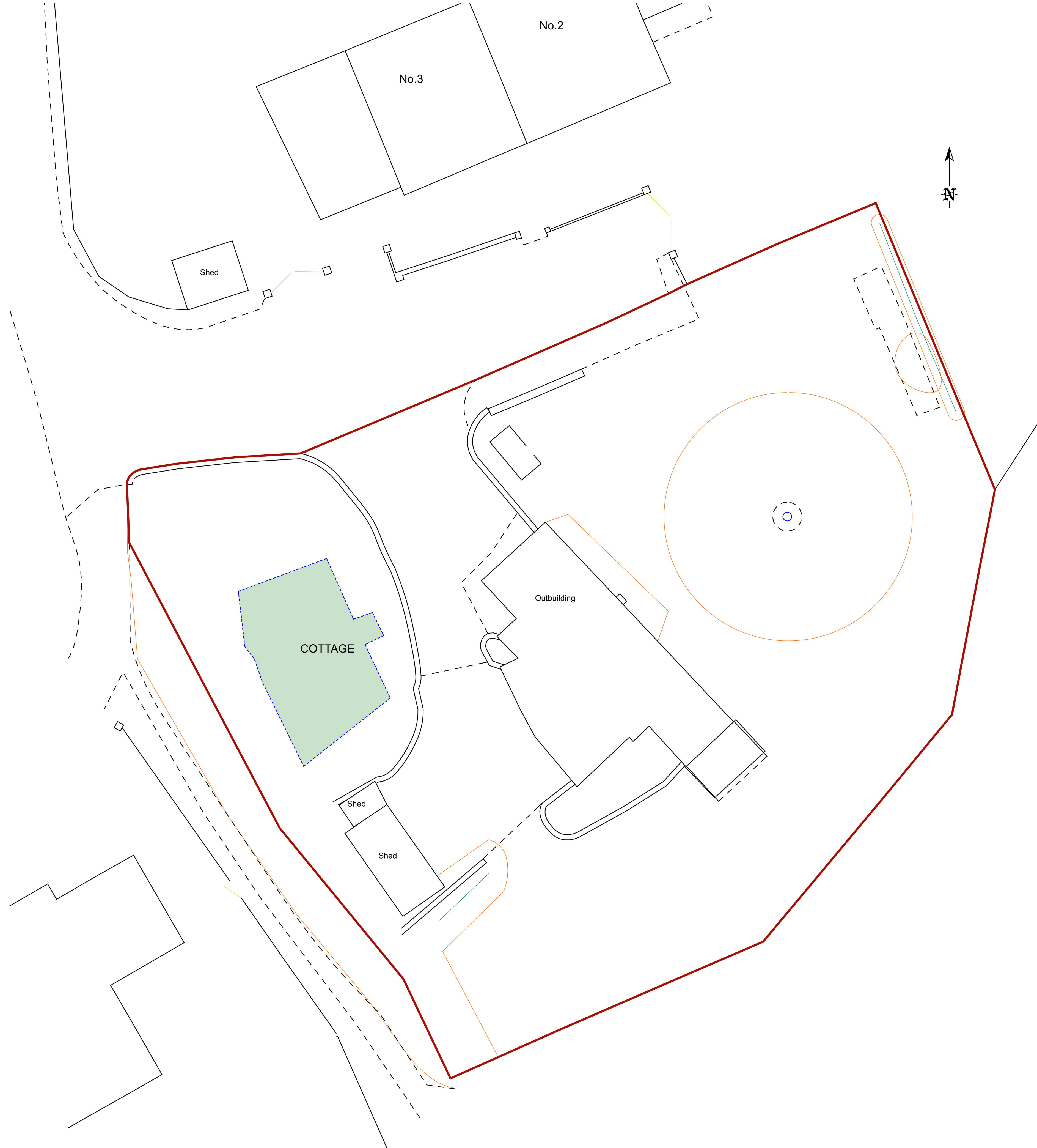
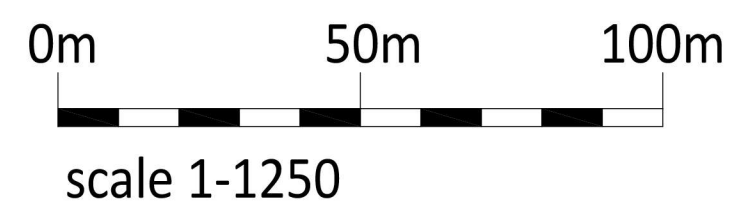
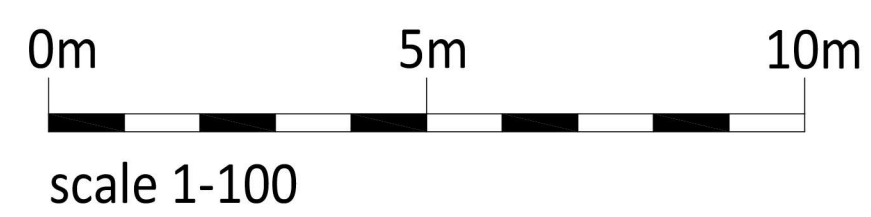


# SITE LOCATION PLAN

## SCALE 1-1250



APPLICATION SITE  
SCALE 1-100



THIS DRAWING REMAINS THE SOLE COPYRIGHT OF  
JEFFREY CHARLES EMMETT ASSOC. R.I.C.S

All dimensional discrepancies to be referred to Jeffrey Charles Emmett Planning & Development Consultant

Notes

no	date	revision
----	------	----------

Jeffrey Charles Emmett  
PLANNING & DEVELOPMENT CONSULTANCY

Stable Court Studio, 12a Bell Lane, Thame, Oxon, OX9 3AL  
Tel : 01844 267990 Fax : 01844 267991  
email : [admin@jcemmett.co.uk](mailto:admin@jcemmett.co.uk)

project

title CLEUD for the use of the site  
as a single residential dwelling  
with incidental outbuildings

drawn <b>AK</b>	Project number <b>1108</b>
date <b>February 2017</b>	
scale <b>1:1250, 1:100 @ A1</b>	Drawing no <b>05</b>